MLOps(Machine learning operations) STREAM

What is an MLOps Pipeline?

- An MLOps pipeline is a **set of processes and tools** created to streamline the machine learning lifecycle, from development to deployment and monitoring.
- The adoption of MLOps follows **three degrees of automation**, beginning with manual model training and deployment and progressing to automated ML and CI/CD pipelines.
- **Manual process** – This experimental and iterative process happens at the start of the **ML implementation**. Every stage, including data preparation and validation, model training, and testing, is carried out manually. Teams use Rapid Application Development (RAD) tools like Jupyter Notebooks to make it more efficient.
- **Machine learning pipeline automation** – The next step is **automating model training** via continuous training. The process of model retraining is initiated whenever fresh data becomes available. This level of automation involves ***data and model validation stages***.
- **CI/CD pipeline automation** – In the last MLOps stage, teams **build CI/CD infrastructure for rapid and reliable ML model deployment in production**. The main difference from the previous stage is that they can automatically build, test, and deploy the data, ML model, and ML training pipeline components.

MLOps workflow

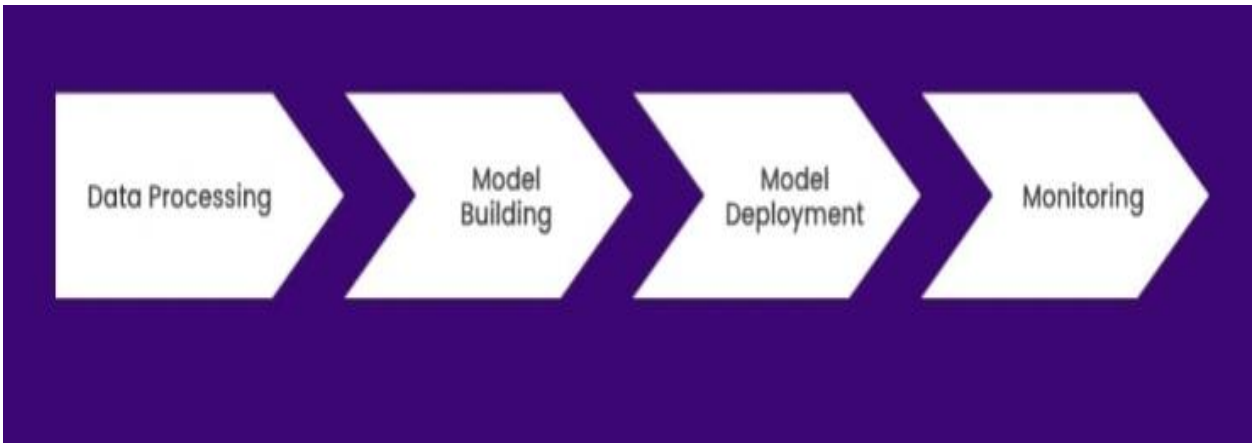

Why MLOps Pipelines are Critical to Scalable ML

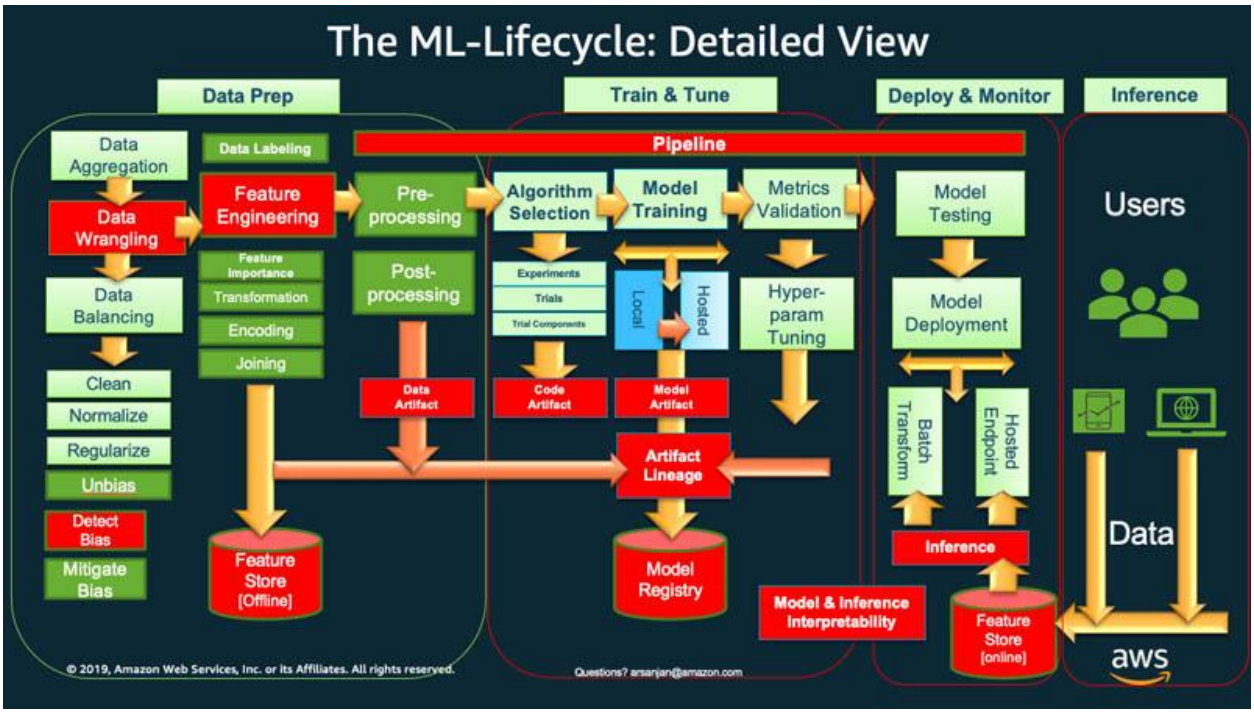

- MLOps pipelines provide a roadmap for successful ML projects thanks to these advantages:
- **<u>Faster time to market</u>**
- MLOps provides your team with a framework for achieving your data science objectives more rapidly and efficiently. Engineers and managers can improve their model management strategies and agility.
- **Automating model creation and deployment** leads to speedier time-to-market and lower operational costs. Data scientists can quickly investigate data to provide additional business value to everyone.
- **<u>Increased productivity</u>**
- MLOps strategies improve productivity and speed up building ML models by, for example, standardizing the development or testing environment. ML developers can start new projects, switch between them, and reuse ML models across many applications.
- They can develop reproducible techniques for quick experimentation and model training. Engineering teams can work together and coordinate across the ML software development lifecycle to increase productivity.

- **Effective model deployment**
- MLOps enhances troubleshooting and model management in production. Engineers can monitor model performance and repeat behavior during debugging, track and manage model versions centrally, and select the best option for various business use cases.
- Integrating model processes with continuous integration and continuous delivery (CI/CD) pipelines limits performance deterioration while maintaining model quality. This benefit applies even after upgrades and model adjustments.

Common Challenges in MLOps Pipelines

Challenge	Description
Data management	Managing and integrating data from numerous sources can be difficult due to variances in data structures, formats, and sources. This can lead to inconsistencies in data, resulting in redundant information, incomplete datasets, and inaccuracies. Data inconsistency can have an impact on the overall quality of ML outputs.
Lack of data versioning	Even if the data is currently in use and free of format difficulties or disruptions, its changing nature can cause unexpected problems like multiple results for the same model. Without proper data versioning, your ML performance records may be inconsistent, potentially causing problems in your ML processes.
Data quality and accuracy	Poor data quality can result in inaccurate insights and predictions. To ensure data quality and accuracy in MLOps models, teams can implement data validation techniques to detect and repair problems,

	and use data cleaning tools and techniques to address missing numbers, discrepancies, and outliers.
Security and compliance	ML models often handle sensitive data. This makes them open to security issues such as model inversion, data breaches, and adversarial inputs. The protection of sensitive data has become a top priority. Data anonymization and masking techniques must be used to ensure compliance with rules such as GDPR. This protects sensitive user information while allowing data scientists to test and deploy models without violating privacy regulations.

Types of MLOps Pipelines

- 1. **Data Pipelines**
- This pipeline manages the full data lifecycle, from input and processing to feature engineering. The **goal** here is ensuring high data quality and availability for **model training and deployment**.
- **2. Model Pipelines**
- This pipeline focuses on **training, evaluating, and updating machine learning models**.
- It consists of three steps:
    - model selection,

- hyperparameter tuning, and
- model evaluation.

- **3. Experimental Pipelines**
- Experimental MLOps pipelines focus on the **early stages of model building**, when teams investigate data, train models, and pick the best model for deployment. Key characteristics of these pipelines are rapid iteration, experimentation, and the ability to swiftly evaluate various methodologies and model configurations. They're mostly used for model selection, hyperparameter adjustment, and overall model evaluation.
- **4. Production Pipelines**
- Production pipelines (also called serving pipelines) are in charge of **deploying trained models into a production environment**, making them available to users and applications for inference and prediction. They also comprise monitoring, retraining, and the ongoing distribution of new models.

MLOps Pipeline Architecture

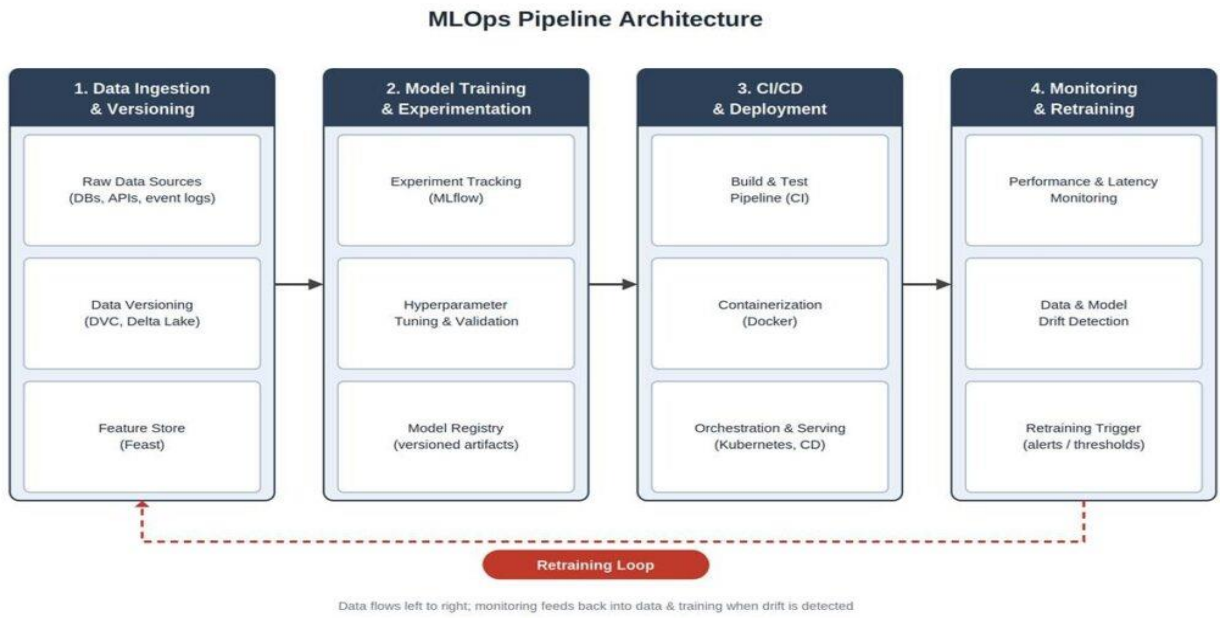

MLOps Pipeline Process

Data Ingestion and Validation

- Data ingestion is the **process of collecting data** using various systems, frameworks, and formats, such as internal/external databases, data marts, OLAP cubes, data warehouses, OLTP systems, Spark, HDFS, etc.
- Some MLOps best practices for this step include identifying data sources, documenting metadata, and data exploration and validation.

Feature Engineering and Transformation

- New features should be implemented quickly to move from idea to production.
- Feature engineering may include processes such as:
  - Breaking down features (e.g., category, date/time, etc.)
  - Adding feature transformations
  - Combining features into potential new ones
  - Feature scaling
  - Standardizing or normalizing features.

Model Training and Experiment Tracking

- Model training is the process of **applying a machine learning algorithm** to training data to create an ML model. It also involves feature engineering and hyperparameter tuning for the model training process. Before presenting the ML model to the end user in production, teams need to validate the trained model to ensure it meets the original business objectives.
- After the final ML model has been trained, its performance must be tested using the hold-back test dataset to estimate the generalization error before executing the final model acceptance test.

Continuous Integration and Delivery (CI/CD)

- A comprehensive automated CI/CD system is required for timely and reliable updates to

production pipelines. An automated CI/CD solution enables your data scientists to quickly explore new ideas in feature engineering, model design, and hyperparameters. They can use these concepts to automatically create, test, and deploy new pipeline components to the target environment.

- **Pipeline continuous integration** involves creating source code and running numerous tests. This step produces pipeline components (packages, executables, and artifacts) that will be deployed in a later stage.

- **Pipeline continuous delivery** means that you deploy the artifacts created during the CI stage to the target environment. This stage produces a deployed pipeline that includes the model's new implementation.

- In production, the pipeline is executed automatically depending on a timetable or a trigger. This stage produces a trained model, which is then stored in the model registry.

Deployment and Orchestration

- In production, orchestrated automated ML pipelines play an important role in guaranteeing the flawless deployment of ML models by automating the deployment process without requiring manual intervention.

- The orchestrator will oversee and execute the processes required to deploy new machine learning models. This procedure guarantees that models are deployed consistently and reliably, lowering the risk of human mistake and keeping the models up to date. Furthermore, **pipeline orchestration** provides a centralized approach to managing and monitoring the deployment process, making it easier to troubleshoot and resolve issues as they arise.

- Apache Airflow is a popular orchestrator in MLOps and other ML-related systems, with others including Dagster, Prefect, Flyte, and Mage.

Model Monitoring and Feedback Loops

- Once the ML model has been deployed, it must be monitored to ensure that it functions as planned. Teams should monitor data invariants in training and serving inputs and set up alerts if the data doesn't fit the schema supplied during the training process.

- It's also a good idea to monitor the computing performance of an ML system. Gather system metrics such as GPU memory allocation, network traffic, and disk use. These parameters are useful when estimating cloud costs as well.

- Don’t forget to measure the model’s age, as older ML models tend to degrade in performance. Model monitoring is a constant activity, so it’s critical to identify the elements to monitor and develop a plan for model monitoring before going into production.

Model Retraining and Version Control

- Model versioning is an important practice in machine learning to provide reproducibility, effective team collaboration, and smooth deployment. It’s the process of tracking model changes, configurations, and associated data, allowing for easy rollback, comparison, and optimization.

- Effective **version control** systems can help ensure **consistency throughout the ML life cycle**. Make sure the version control system you choose meets the specific requirements of your project, whether distributed or centralized.

- Once your model is ready for deployment, keep track of the delivered versions and the changes that occurred between them. You can perform a staged deployment by putting your most recent version on the main branch while you continue to work on and improve your model.

- Model versioning can help ML engineers understand the changes made to the model, the functionality the researchers enhanced, and the modification process. Being conscious of the activities done and how they may impact simplicity and deployment time while integrating multiple functionalities.

- A feedback loop built into the MLOps pipeline can collect data from deployed models. This input enables iterative improvements, allowing the model to react to changing data patterns and gradually boost forecast accuracy. This is made possible through automated retraining techniques and version control.

Core Components of an MLOps Pipeline

- **Data Management**

- Data management covers the full data lifecycle, from collection to storage and use, guaranteeing that high-quality data is always available for model training, testing, and deployment.

- ETL pipelines ensure that raw, unstructured data is converted into clean, structured, and useful data that opens the doors to developing accurate machine learning models. By

centralizing and standardizing data, ETL pipelines make data available to all stakeholders in the business.

- **Tracking Experiments**
- Machine learning development is a highly iterative, research-driven process. In contrast to the typical software development approach, ML development allows for many model training trials to be run concurrently before deciding which model will be promoted to production.
- The experimentation process during ML development could involve the following scenario:
- One method for tracking several experiments is to create various branches, each dedicated to a single experiment.
- Each branch produces a trained model.
- The trained ML models are compared to one another based on the metric chosen, and the most suited model is chosen.
- This makes the ability to track experiments indispensable to an MLOps pipeline.

- **Model Registry and Storage**
- An ML model registry serves as a centralized repository, allowing for efficient model management and documentation. It enables unambiguous naming conventions, complete metadata, and increased communication between data scientists and operations teams, resulting in seamless deployment and utilization of trained models.
- **CI/CD and Automation**
- CI/CD pipeline automation is essential for providing an infrastructure for rapid and reliable ML model deployment in production. Teams will be able to automatically build, test, and deploy the data, ML model, and ML training pipeline components if they invest time into building a solid, automated CI/CD process.

- **Monitoring and Alerts**
- Once deployed, models must be continuously monitored to detect performance decline, data drift, and other concerns. Performance measurements include accuracy, precision,

recall, and F1-score. Teams often use tools like Evidently AI or WhyLabs to monitor changes in the distribution of input data.

- It's important to implement logging methods and configure alerts for abnormalities. You should also ensure that the infrastructure can manage varying demands while maintaining performance.

- **Security and Compliance**

- MLOps solutions require companies to verify that the data used to train models is secure within pipelines and that the trained ML model is resistant to injection attacks.

- Model robustness refers to a model's ability to withstand adversarial attacks or noisy, unexpected input. Adversarial assaults entail feeding false positives into the model to raise its bias and alter its output. To mitigate these attacks, train the model with pre-embedded adversarial images in the dataset, making it resistant to any other hostile image presented during prediction.

- Because some models used in healthcare and finance handle sensitive user information, the data must comply with appropriate data privacy rules such as HIPAA and GDPR. An effective strategy to protect data privacy is to use techniques such as PII hashing (where sensitive user information is hashed for the model to train on), cleanrooms to draw in and validate data, and edge computing to do on-device prediction with data never leaving the user's device.

Levels of MLOps

- There are three levels of MLOps implementation. Each level is a progression toward greater automation maturity within an organization.

- **Level 0: No MLOps**

- Here's where most organizations start. Models are deployed manually and managed individually, often by data scientists. This approach is inefficient, prone to errors and difficult to scale as projects grow. Imagine building and deploying models like putting together raw furniture one screw at a time-slow, tedious and prone to mistakes.

- **Level 1: ML pipeline automation**

- The introduction of automation. Scripts or basic CI/CD pipelines handle essential tasks like data preprocessing, model training and deployment. This level brings efficiency and consistency, similar to having a predrilled furniture kit-faster and less error-prone, but still

lacking features.

- **Level 2: CI/CD pipeline integration**

- The ML pipeline has been seamlessly integrated with existing CI/CD pipelines. This level enables continuous model integration, delivery and deployment, making the process smoother and faster. Think of it as having a furniture assembly kit with clear instructions—efficient and quick iterations are now possible.

- **Level 3: Advanced MLOps**

- This level takes things further, incorporating features like continuous monitoring, model retraining and automated rollback capabilities. Collaboration, version control and governance also become vital aspects. Imagine having a smart furniture system that automatically monitors wear and tear, repairs itself and even updates its fully optimized and robust software, just like a mature MLOps environment.

The benefits of MLOps

- **Increased efficiency**

- MLOps automates manual tasks, freeing up valuable time and resources for data scientists and engineers to focus on higher-level activities like model development and innovation. For example, without MLOps, a personalized product recommendation algorithm requires data scientists to manually prepare and deploy data into production. At the same time, operations teams must monitor the model's performance and manually intervene if issues arise. This process is time-consuming, prone to human error and difficult to scale.

- **Improved model accuracy and performance**

- MLOps facilitates continuous monitoring and improvement of models, allowing for faster identification and rectification of issues, leading to more accurate and reliable models. Without MLOps, fraud analysts must manually analyze data to build rules for detecting fraudulent transactions. These static models are helpful but are susceptible to data drift, causing the model's performance to degrade.

- **Faster time to market**

- By streamlining the ML lifecycle, MLOps enables businesses to deploy models faster, gaining a competitive edge in the market. Traditionally, developing a new machine-learning model can take weeks or months to ensure that each step of the process is done correctly. The data must be prepared and the ML model must be built, trained, tested and approved for

production. In an industry like healthcare, the risk of approving a faulty model is too significant to do otherwise.

- **Scalability and governance**

- MLOps establishes a defined and scalable development process, ensuring consistency, reproducibility and governance throughout the ML lifecycle. Manual deployment and monitoring are slow and require significant human effort, hindering scalability. Without proper centralized monitoring, individual models might experience performance issues that go unnoticed, impacting overall accuracy.