SERVERLESS EVENT PROCESSING

serverless event-driven architecture

- serverless event-driven architecture has emerged as a ***game-changing paradigm in cloud computing***
- This approach **combines** the ***scalability and cost-efficiency*** of serverless computing with the ***flexibility and responsiveness*** of event-driven systems

What is Serverless Event-Driven Architecture?

- Serverless event-driven architecture is a design pattern that allows **developers** to *build and run applications* that automatically ***trigger actions based on events***, w***ithout the need to manage underlying infrastructure.***
- In this model, **cloud providers** handle server provisioning, scaling, and maintenance, allowing developers to focus solely on writing code and business logic.

Key components of serverless event-driven architecture

- **Functions as a Service (FaaS):** Core compute units that execute code in response to events.
- **Event sources:** Services that generate events, such as databases, storage systems, or user interactions.
- **Event bus:** A central hub for routing events between producers and consumers.
- **Backend as a Service (BaaS):** Managed services for common backend functionalities like databases and authentication.

How It Works

- In a serverless event-driven system:
- An event occurs (e.g., a file upload, database change, or API call).
- The event is published to an **event bus** or directly triggers a serverless function.
- The appropriate function(s) are invoked to process the event.
- Functions execute the required logic, potentially triggering further events or actions.
- The system scales automatically based on the incoming event load.

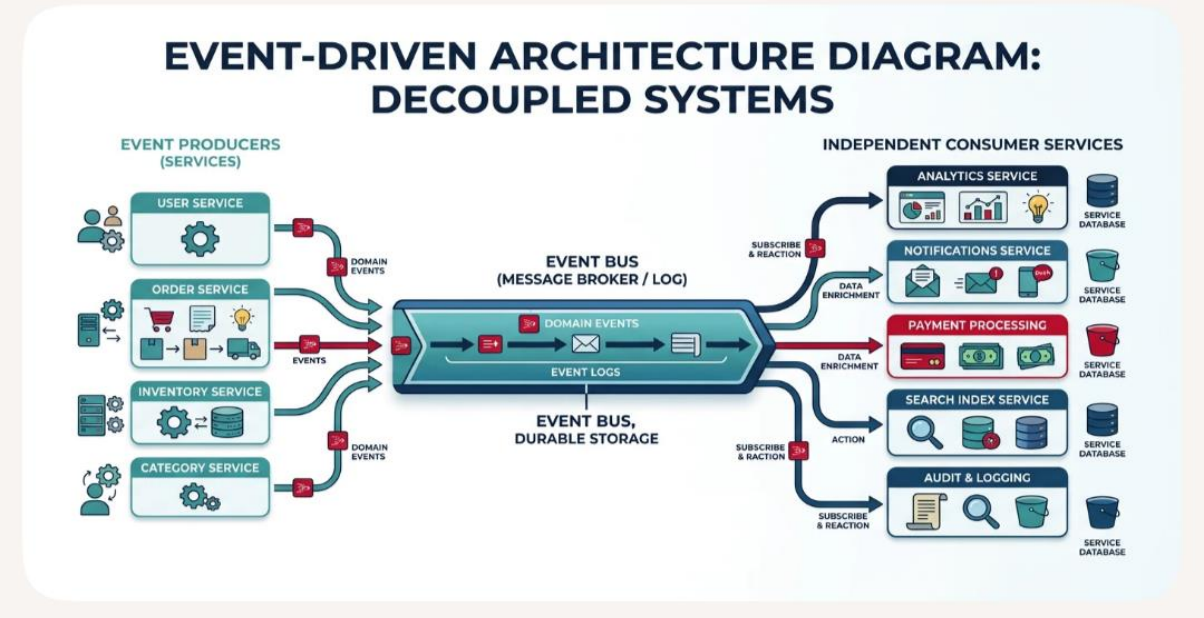

SERVERLESS EVENT PROCESSING ARCHITECTURE

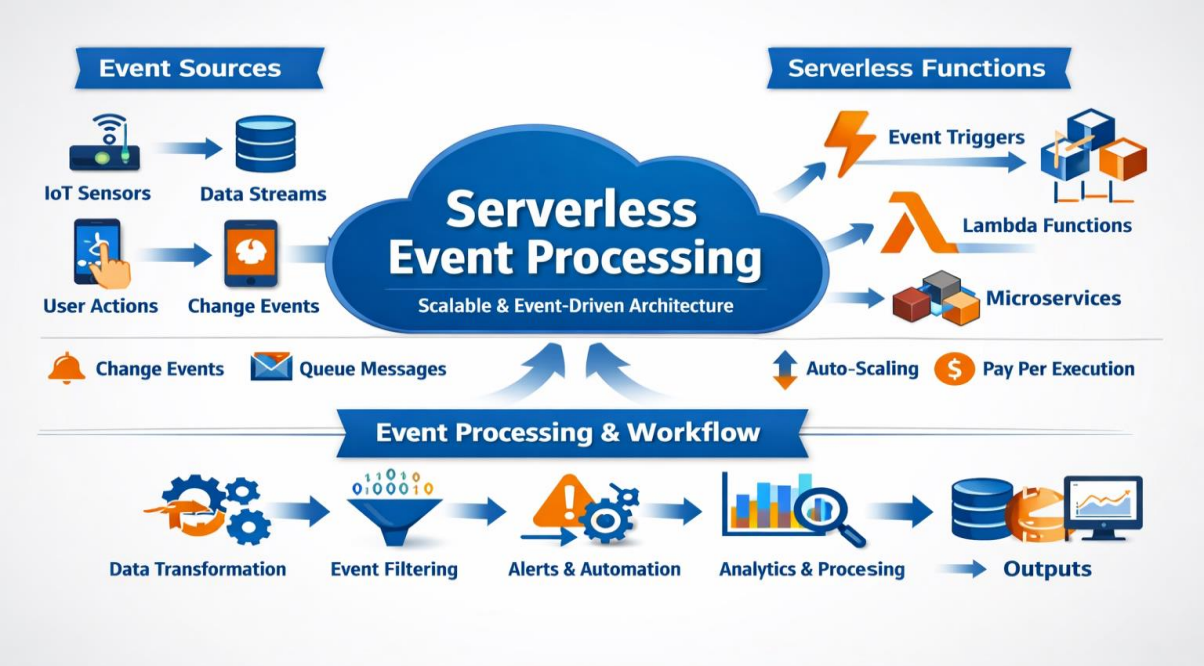

1. . Event Sources
   These are systems or devices that ***generate data or trigger events.***
   Examples: IoT sensors, databases, applications, or user actions.
   Events are captured and sent to an event broker (e.g., Kafka, AWS SNS/SQS, Azure Event Hub).
   Purpose: Initiate the workflow by producing real-time data streams.

2. Event Ingestion Layer

Responsible for ***receiving and routing events.***
Uses API Gateways, Event Hubs, or Stream Services.
Performs initial filtering, validation, and transformation.
Purpose: Ensure reliable delivery and prepare data for processing.

3. Serverless Compute Layer
   Core of the architecture — ***executes logic without managing servers.***
   Uses serverless functions (AWS Lambda, Azure Functions, Google Cloud Functions).
   Functions are triggered automatically by events.
   Scales dynamically based on event volume.
   Purpose: Process events efficiently with pay-per-execution billing.

4. Workflow Orchestration
   Functions can be chained or coordinated using tools like ***AWS Step Functions or Azure Durable Functions***.
   Common tasks:
   Data transformation
   Event filtering
   Alert generation
   Analytics computation
   Purpose: Manage complex event-driven workflows seamlessly.

5. Output and Storage

   Processed data is sent to:

   Databases (SQL/NoSQL)

   Dashboards or analytics systems

   Notification services (SMS, email, IoT alerts)

   Purpose: Deliver actionable insights and automated responses.

Benefits of Serverless Event-Driven Architecture

- **Cost-efficiency**: Organizations often overprovision resources to handle peak loads in traditional architectures, leading to wasted capacity during quieter periods.
- Serverless event-driven systems eliminate this inefficiency by charging only for the ***actual compute time used.***
- This **pay-per-execution model** can lead to substantial cost savings, especially for applications with variable or unpredictable workloads
- **Automatic scaling:** One of the most powerful features of serverless architectures is their ability to scale instantly and ***automatically in response to demand.***
- Whether your application receives a sudden spike in traffic or experiences a gradual increase in usage, the underlying infrastructure adjusts seamlessly without any manual intervention.

- This ensures optimal performance and user experience, even during unexpected load fluctuations
- **Reduced operational overhead:** By abstracting away server management and infrastructure concerns, serverless architectures allow ***development teams to focus their energy on writing code and delivering business value.***
- This shift from "infrastructure management" to "application logic" can increase productivity and innovation within development teams.
- **Faster time to market**: The ***simplified deployment process and reduced infrastructure management*** in serverless architectures can significantly accelerate development cycles.
- Teams can iterate more quickly, deploy new features faster, and respond to market demands with greater agility.
- This speed can be a crucial competitive advantage in today's fast-paced business environment.
- **Improved fault tolerance:** In serverless systems, functions are typically executed in isolated environments.
- This isolation means that if one function fails, it doesn't nece
- ssarily impact the entire application. Cloud providers often implement automatic retries and other fault-tolerant mechanisms, further enhancing the overall system resilience.
- **Flexibility:** Serverless architectures offer great flexibility in terms of ***integration and adaptation***. They can easily connect with various cloud services, APIs, and third-party tools.
- This flexibility allows developers to choose the best tools for each task and adapt their applications quickly as requirements change or new technologies emerge.

Challenges and Considerations

- **Cold starts:** When a function hasn't been invoked for a while, it may need to be initialized, leading to increased latency known as a "cold start." This can be particularly problematic for applications requiring consistently low latency. Strategies to mitigate cold starts include keeping functions "warm" through periodic invocations or using provisioned concurrency where available.
- **Vendor lock-in**: Adopting serverless often means deep integration with a specific cloud provider's ecosystem. While this can offer convenience and powerful features, it can also make it challenging to switch providers or move to a different architecture in the future. To mitigate this, consider using abstraction layers or focusing on portable code where possible.
- **Debugging and monitoring complexities:** The distributed nature of serverless applications can make debugging and monitoring more challenging. Traditional debugging tools may not work effectively in serverless environments. Invest in robust logging practices and consider specialized monitoring tools designed for serverless architectures.
- **Limited execution time:** Most serverless platforms impose limits on function execution time, typically ranging from seconds to minutes. This can be problematic for long-running tasks or

complex computations. Consider breaking down long-running processes into smaller, chainable functions or using alternative compute models for these scenarios.

- **State management**: Serverless functions are typically stateless, which can complicate applications that need to maintain state across invocations. Strategies for managing state in serverless architectures include using external databases, caching services, or specialized state management tools.

Implementation Example: E-commerce Order Processing

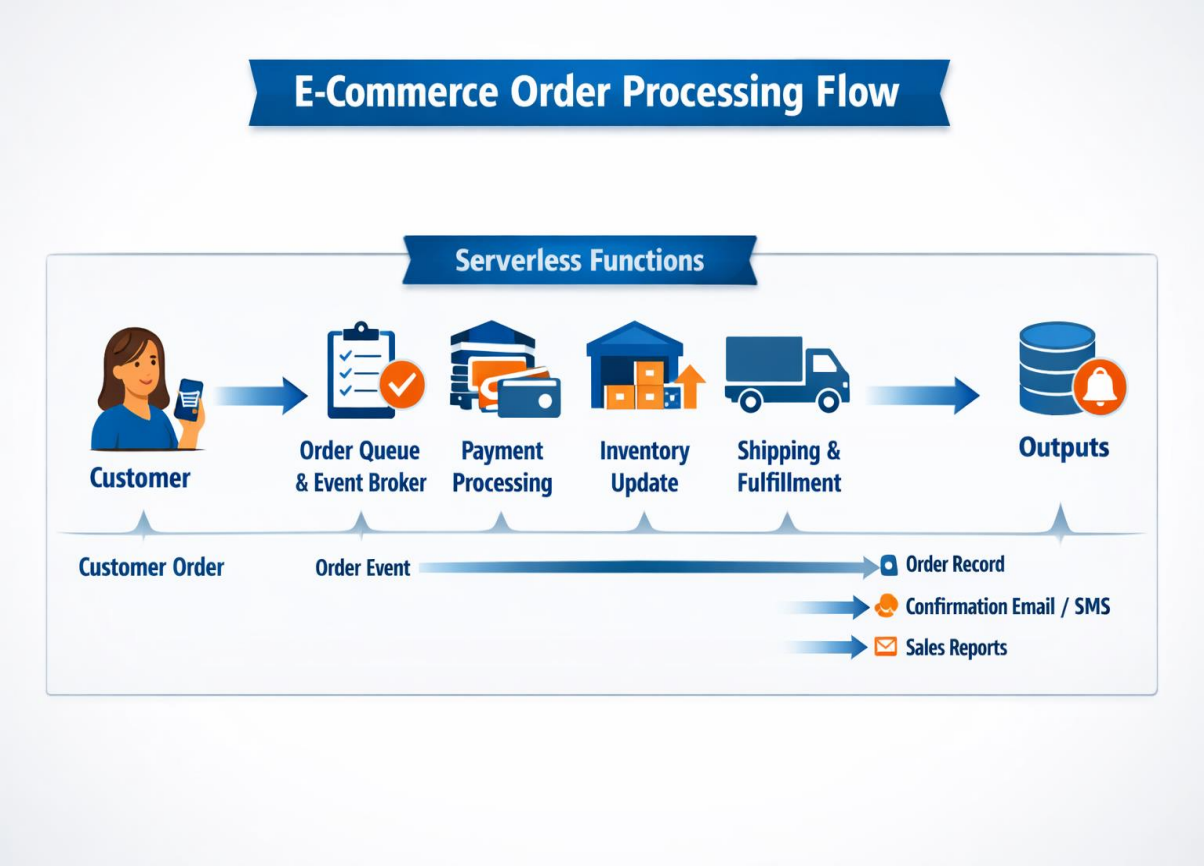

- To illustrate the power of serverless event-driven architecture, let's explore a more detailed e-commerce order processing system:
- Order Placement Event: When a customer places an order, it triggers a function to validate the order details. This function checks for data integrity, applies any relevant discounts or promotions, and ensures the order meets all business rules.
- Inventory Check Event: Once the order is validated, another event triggers a function to verify stock availability. This function interacts with the inventory management system, reserves the required items, and updates stock levels accordingly.

- Payment Processing Event: With inventory confirmed, a payment processing event is generated. This invokes a function to handle the financial transaction, interfacing with payment gateways and updating the order status based on the payment result.
- Notification Event: Upon successful payment, multiple notification events are triggered:
- A function sends an order confirmation email to the customer.
- Another function updates the inventory management system to reflect the completed sale.
- A separate function might notify the warehouse to begin order fulfillment.
- 5. Analytics Event: In parallel with these processes, each step generates analytics events. These trigger functions that update dashboards, feed into machine learning models for demand forecasting, or alert staff to potential issues.
- This serverless event-driven approach offers several advantages for e-commerce platforms:
- Scalability: During sales events or holiday seasons, the system can automatically scale to handle increased order volumes without manual intervention.
- Resilience: If one part of the process fails (e.g., temporary inventory system outage), other parts can continue functioning, and failed events can be retried.
- Cost-efficiency: Resources are only used when needed, reducing costs during quiet periods.
- Flexibility: New features (e.g., additional payment methods, and loyalty programs) can be easily added by introducing new functions and events without disrupting the existing system.

Best Practices for Implementation

- Design for loose coupling: Minimize dependencies between components to enhance flexibility and maintainability. Use event-driven communication patterns to decouple services, allowing them to evolve independently. This approach makes it easier to update, replace, or scale individual components without affecting the entire system.
- Implement proper error handling: Robust error handling is crucial in distributed systems. Use retry mechanisms with exponential backoff to handle transient failures. Implement dead-letter queues to capture and analyze failed events, enabling easier debugging and ensuring no critical data is lost. Consider implementing circuit breaker patterns to prevent cascading failures across your system.
- Optimize function performance: To minimize cold starts and reduce costs, keep your functions small and focused. Use programming languages with fast startup times. Leverage provisioned concurrency where available, and consider implementing caching strategies to improve response times for frequently accessed data.
- Leverage managed services: Take full advantage of cloud provider offerings for common functionalities like databases, authentication, and message queues. These managed services can significantly reduce your operational overhead and often provide better scalability and reliability than self-managed alternatives

Tools and Platforms

- AWS (Amazon Web Services)
- AWS Lambda: The pioneering serverless computing service, supporting multiple programming languages.
- Amazon EventBridge: A serverless event bus that simplifies event-driven application development.
- Amazon SQS (Simple Queue Service): A fully managed message queuing service for decoupling application components.
- Amazon SNS (Simple Notification Service): A pub/sub messaging service for high-throughput, push-based messaging.
- These AWS services integrate seamlessly, allowing developers to build complex event-driven systems with relative ease.
- Microsoft Azure
- Azure Functions: Microsoft's serverless compute service, offers seamless integration with other Azure services.
- Azure Event Grid: A fully managed event routing service that simplifies event-based architectures.
- Google Cloud
- Cloud Functions: Google's serverless compute platform, designed for building event-driven applications.
- Cloud Pub/Sub: A messaging service that enables event ingestion and delivery for stream analytics pipelines.
- Open-source options
- Apache OpenWhisk: An open-source serverless platform that can be deployed on-premises or in the cloud.
- Knative: A Kubernetes-based platform for building, deploying, and managing serverless workloads.