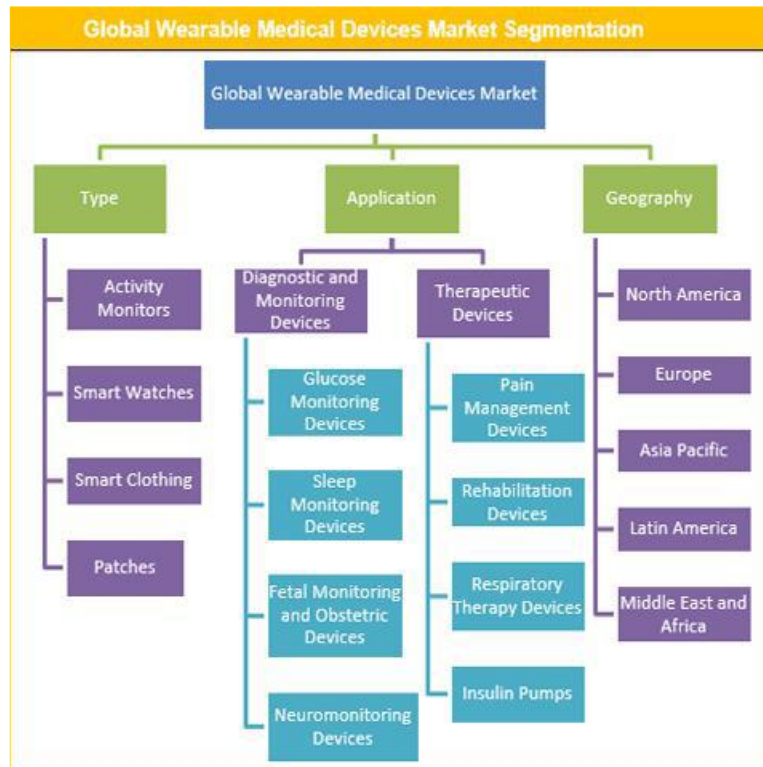


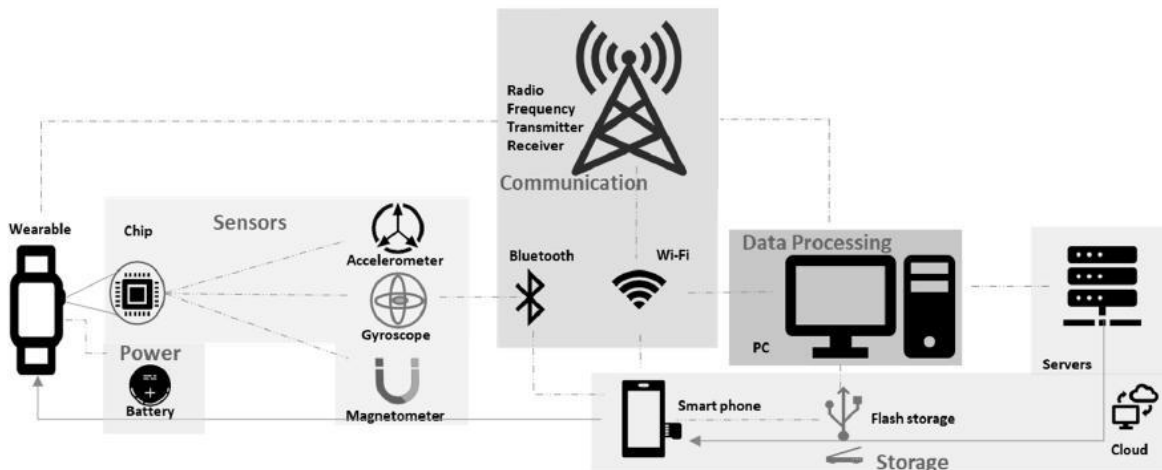
APPLICATION OF SMART WEARABLE IN HEALTHCARE & ACTIVITY MONITORING:



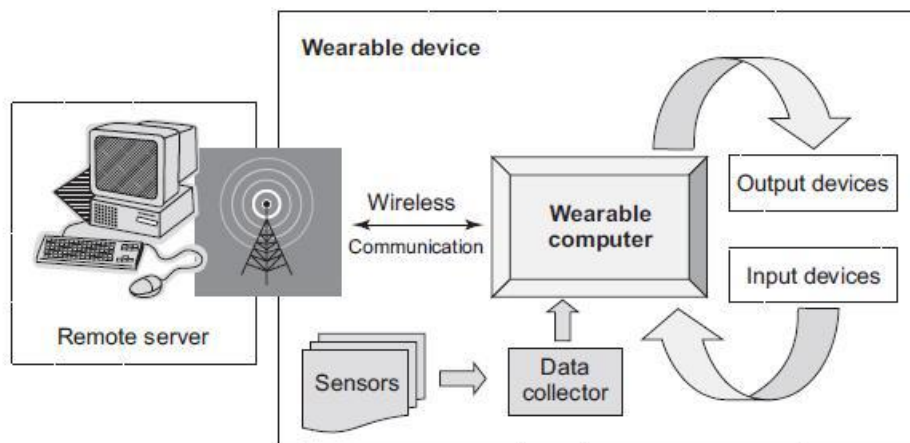
A range of wearable medical devices and applications provide solutions for both personal (patient) and user (physician or healthcare provider) applications. They are subdivided into wearable monitoring devices primarily for monitoring and feedback, rehabilitation devices for assisting in the rehabilitation process, and wearable medical aids for assisting in the long term. These devices are widely used in modern healthcare systems because they enable real-time, non-invasive, and continuous health monitoring without requiring frequent hospital visits. Smart wearables include devices such as smartwatches, fitness bands, smart clothing, chest straps, and medical wearable patches. They are usually integrated with various sensors such as heart rate sensors, temperature sensors, accelerometers, gyroscopes, electrocardiogram (ECG) sensors, and blood oxygen sensors. The data collected from these sensors is processed by embedded microcontrollers and transmitted through communication technologies like Bluetooth, Wi-Fi, or other wireless protocols to smartphones, cloud platforms, or

hospital monitoring systems. This allows healthcare professionals to analyze patient health data remotely and take appropriate medical decisions.

Block diagram of wearable technology framework.



Components:



The sensors refer to all components for monitoring a person or the surrounding environment and involve the information that is automatically collected by the device. The input devices are the hardware components used by the user to enter information into the system. The wearable computer is the heart of the system providing all data processing, data storage, and the means for wireless communication. The remote server is any distant communication link between the wearable and the outer world. It involves connections with local area networks, connections to the Internet, and with telemedicine facilities. The output

devices are either the components that provide display/feedback or the means of taking an action as a result of data processing (e.g., functional stimulation, drug delivery).

Medical Applications:

VITAL SIGN MONITORING:

One of the major applications of smart wearable devices in health monitoring is vital sign monitoring. Wearable devices can continuously measure important physiological parameters such as heart rate, body temperature, blood oxygen saturation (SpO₂), respiratory rate, and blood pressure. Continuous monitoring of these parameters helps detect abnormal health conditions at an early stage. For example, irregular heart rate patterns detected by wearable ECG sensors can help identify potential cardiac problems such as arrhythmia. Early detection allows doctors to provide timely treatment and prevent serious complications

FITNESS AND PHYSICAL ACTIVITY MONITORING:

Smart wearable devices track daily activities such as walking, running, cycling, climbing stairs, and calorie consumption. Accelerometers and motion sensors help measure the number of steps taken, distance traveled, and overall physical activity level. These devices also monitor sleep patterns by tracking movement and heart rate during sleep. This information helps individuals maintain a healthy lifestyle by encouraging regular exercise, proper sleep habits, and improved physical fitness.

CHRONIC DISEASE MANAGEMENT:

Smart wearable devices also play a significant role in chronic disease management. Patients suffering from long-term diseases such as diabetes, hypertension, and cardiovascular disorders require continuous monitoring of their health parameters. Wearable devices such as continuous glucose monitoring systems allow diabetic patients to track blood glucose levels throughout the day. Similarly, wearable ECG monitors help detect irregular heart rhythms and monitor heart health. By providing continuous health data, these devices help doctors adjust medications and treatment plans more effectively.

REMOTE PATIENT MONITORING AND TELEMEDICINE:

Smart wearable devices enable healthcare providers to monitor patients from remote locations without requiring them to stay in hospitals. This is especially

useful for elderly patients, patients recovering from surgery, and individuals living in remote areas. The wearable devices transmit real-time health data to healthcare centers, where doctors can analyze the information and provide medical advice. If any abnormal condition is detected, the system can automatically send alerts to doctors, caregivers, or emergency services.

ELDERLY CARE AND FALL DETECTION SYSTEMS:

Smart wearable devices are also widely used in elderly care and fall detection systems. Many wearable devices are equipped with motion sensors and accelerometers that can detect sudden falls or unusual movements. If a fall occurs, the device automatically sends an alert message to caregivers or family members along with the user's location. This feature is extremely helpful in protecting elderly individuals who live alone

REHABILITATION AND POST-SURGERY MONITORING:

After surgeries or injuries, patients need to perform specific physical movements as part of their rehabilitation process. Wearable sensors can monitor body movements, posture, and muscle activity to ensure that patients perform exercises correctly. Doctors and physiotherapists can track the recovery progress of patients and modify treatment plans accordingly.

MENTAL HEALTH MONITORING:

Smart wearable devices are also used in mental health monitoring. Sensors in wearable devices can track physiological signals such as heart rate variability, sleep patterns, and activity levels to analyze stress and emotional conditions. Some advanced wearables can detect signs of stress, anxiety, or fatigue and provide alerts or suggestions for relaxation techniques such as breathing exercises or meditation.